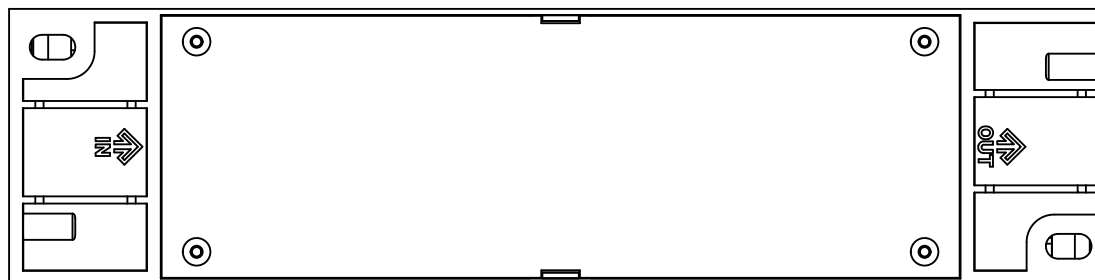
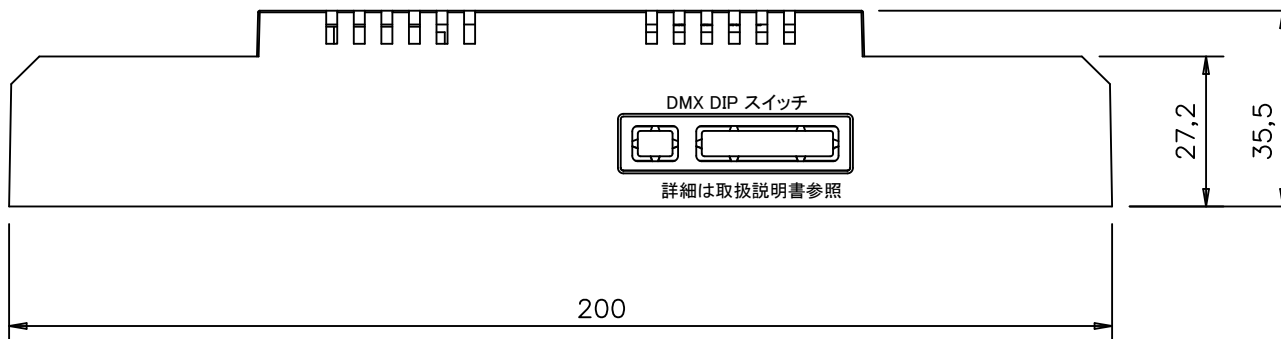
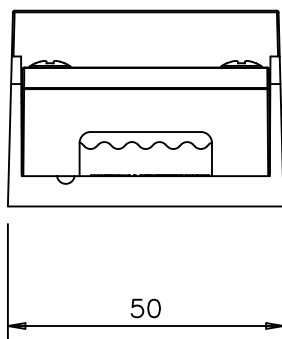
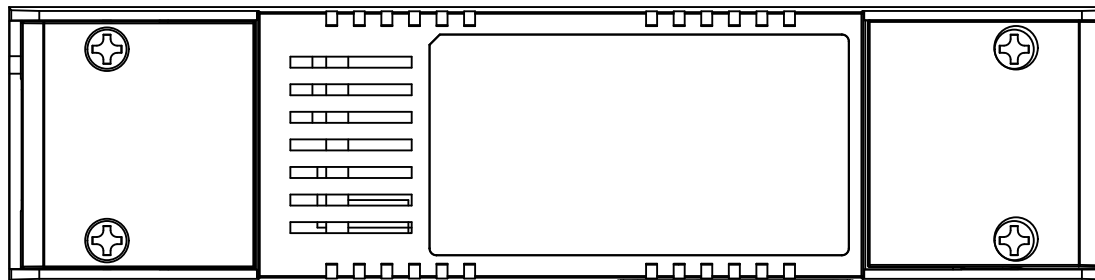


DC,信号 入力

DC 入力 +
 DC 12V/24V -
 DMX512信号入力 +
 DMX512信号入力 -
 FDA-L5M +
 FDA-L5M -

DC 出力

+
 1 CH LED
 2 CH LED
 3 CH LED
 4 CH LED
 5 CH LED



- ・入力電圧 DC12V/24V MAX.10A
- ・入力電圧 DC12V/24V MAX.2A/CH
- ・入力信号 DMX512
- ・出力信号 PWM DC12V/24V 5CH
- ・出力負荷 DC12V/24V LED